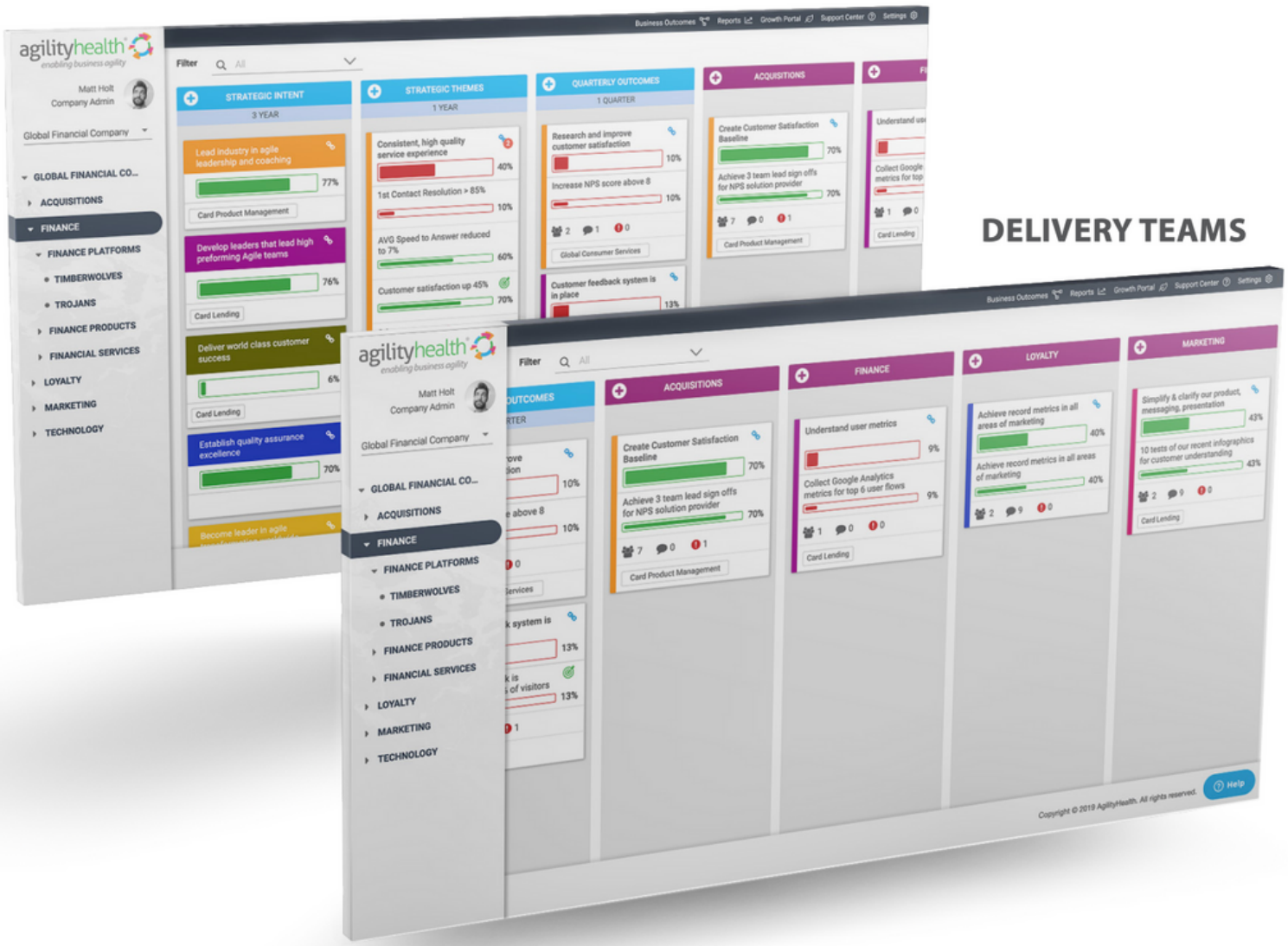


AgilityHealth® Outcomes/OKR Dashboard

Align teams to strategic outcomes at every level

DEMAND COLUMNS



Overview

Accelerate strategy and value realization through high performing teams. Align all teams to your strategic outcomes using measurable annual and quarterly OKRs.

Enterprise Visibility Room (EVR) | Accelerator Pattern

Almost a decade ago we built this concept of a visual room with vibrant walls that bring visibility into **DEMAND** (strategic and annual OKRs we aim to achieve and related projects/epics) and **CAPACITY** (the teams of teams who are aligned to own and support achievement of these outcomes). It was our 'hack' to get silo'd groups to work together and align around shared outcomes.

Soon it became a popular pattern that has attracted executives and even board members to come visit and tour this powerful room. Annual and quarterly planning happen here collaboratively! [Watch this case study video.](#)



Clarity. Alignment. Focus

Enterprise Visibility Room | Continued

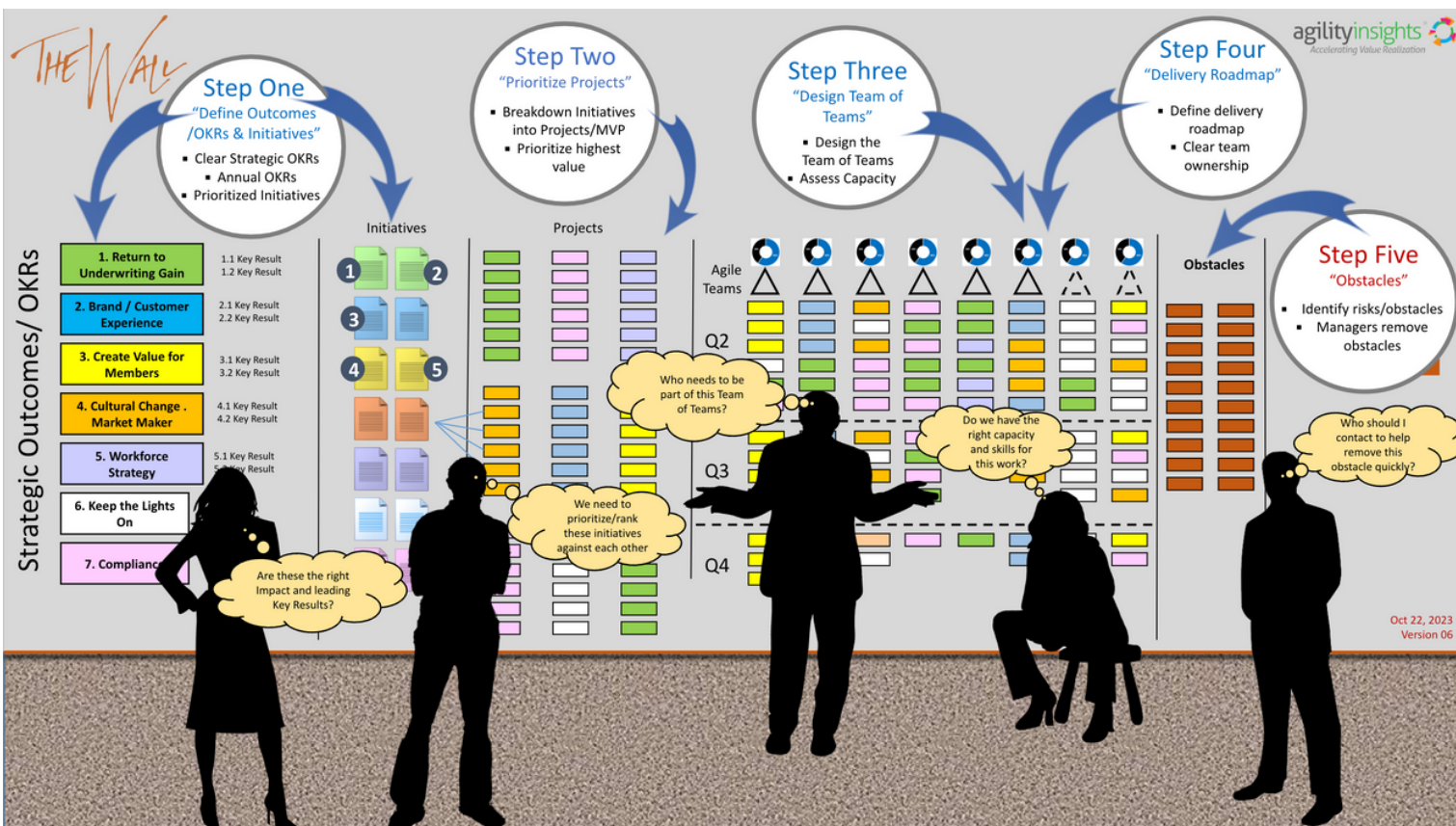
The **Outcomes Wall** has the Strategic Outcomes (OKRs) and each Team of Teams or Portfolio (shown horizontally) identified which objectives they will OWN or SHARE with others.

Delivery Plan Wall lays out a full 3 year plan with Epics/Projects OR just one year in a quarterly view. Download the full [PDF of this cheat sheet here.](#)

Outcomes Wall (Objectives & Key Results)



Delivery Plan Wall



Digital EVR

While the physical room is very effective to kickoff this level of integrated planning, it was clear we needed a digital version to maintain, scale and provide visibility into progress. We created this digital twin within our AgilityHealth platform. Terms like “Initiatives, Projects, Epics” and column titles are all customizable.

The dashboard is divided into several sections:

- Left Navigation:** A vertical menu on the left lists various business units and projects, such as "HR, PAYROLL AND TRAINING", "ARRESTED DEVELOPMENT...", "DEVOPS PROGRAM TEAM...", "PRODUCT TEAM", "WEALTHMANAGEMENT", "AGILE TEAM VIEW", "DYNAMITE DELIVERY (...)", and "INVESTMENT...". A callout box states: "Left navigation represents the logical 'team' structure".
- Top Navigation:** Includes the AgilityHealth logo, "Insights", "Reports", "Growth Portal", and user profile icons.
- Main Content Area:** Displays a grid of outcome cards. Callouts identify "blue columns are 'Demand'" and "Purple columns are 'Capacity' representing teams".
- Outcome Cards:** Each card shows an ID, a goal description, a progress bar, and a list of Key Results (KR) with their status (e.g., "On track", "At risk", "Off track").
- Bottom Section:** A "3 Year Delivery Roadmap for Projects/Initiatives" view showing a grid of projects across quarters (2024-H1, 2024-H2, 2025, 2026).

Delivery Roadmap Wall

You can easily switch from an outcome/OKR view to this 3 year view or create a 1 year quarterly view of your deliverables.

OKR Card

Each card has an overall outcome statement, hypothesis and objectives, key results (impact and leading). There is a tab to view aligned EPICs/projects, a tab for learnings/comments and ability to add custom fields and tags. For a full Demo of the platform please [Contact Us](#).

3 Years Outcomes | Arrested Development | ID27 Save

Ensure seamless Customer Success experience so that we exceed customer expectations

Created on: 11/23/2023 by Muzammil Kesrani | Last updated on: 12/02/2023 by Sally Elatta

Hypothesis / Description
We believe that by focusing efforts around the creation of annuity products within the senior market we establish a foothold to create additional opportunities in this market.

Overall Progress 73%

Tags
In Discovery Insurance
Lending Q2-2020

801 / 1000

KEY RESULT PROJECTS COMMENTS CUSTOM FIELDS CHECKLIST LINKS

Key Results	Metric	Progress	Start	Target	Stretch Goal	Current	Actions
✓ Increase customer retention by 15%	Customer Retention	<div style="width: 73%;"></div>	# 0	# 45	# 40	# 40	:
✓ Increase single call resolutions by 30%	Call Resolution	<div style="width: 73%;"></div>	# 0	# 45	# 40	# 40	:
✓ Increase single call resolutions by 30%	Call Resolution	<div style="width: 73%;"></div>	# 0	# 45	# 40	# 40	:
✓ Increase single call resolutions by 30%	Call Resolution	<div style="width: 73%;"></div>	# 0	# 45	# 40	# 40	:

3 Years Outcomes | Arrested Development | ID27 Save

Ensure seamless Customer Success experience so that we exceed customer expectations

Created on: 11/23/2023 by Muzammil Kesrani | Last updated on: 12/02/2023 by Sally Elatta

Hypothesis / Description
We believe that by focusing efforts around the creation of annuity products within the senior market we establish a foothold to create additional opportunities in this market.

Overall Progress 73%

Tags
In Discovery Insurance
Lending Q2-2020

801 / 1000

KEY RESULT PROJECTS COMMENTS CUSTOM FIELDS CHECKLIST LINKS

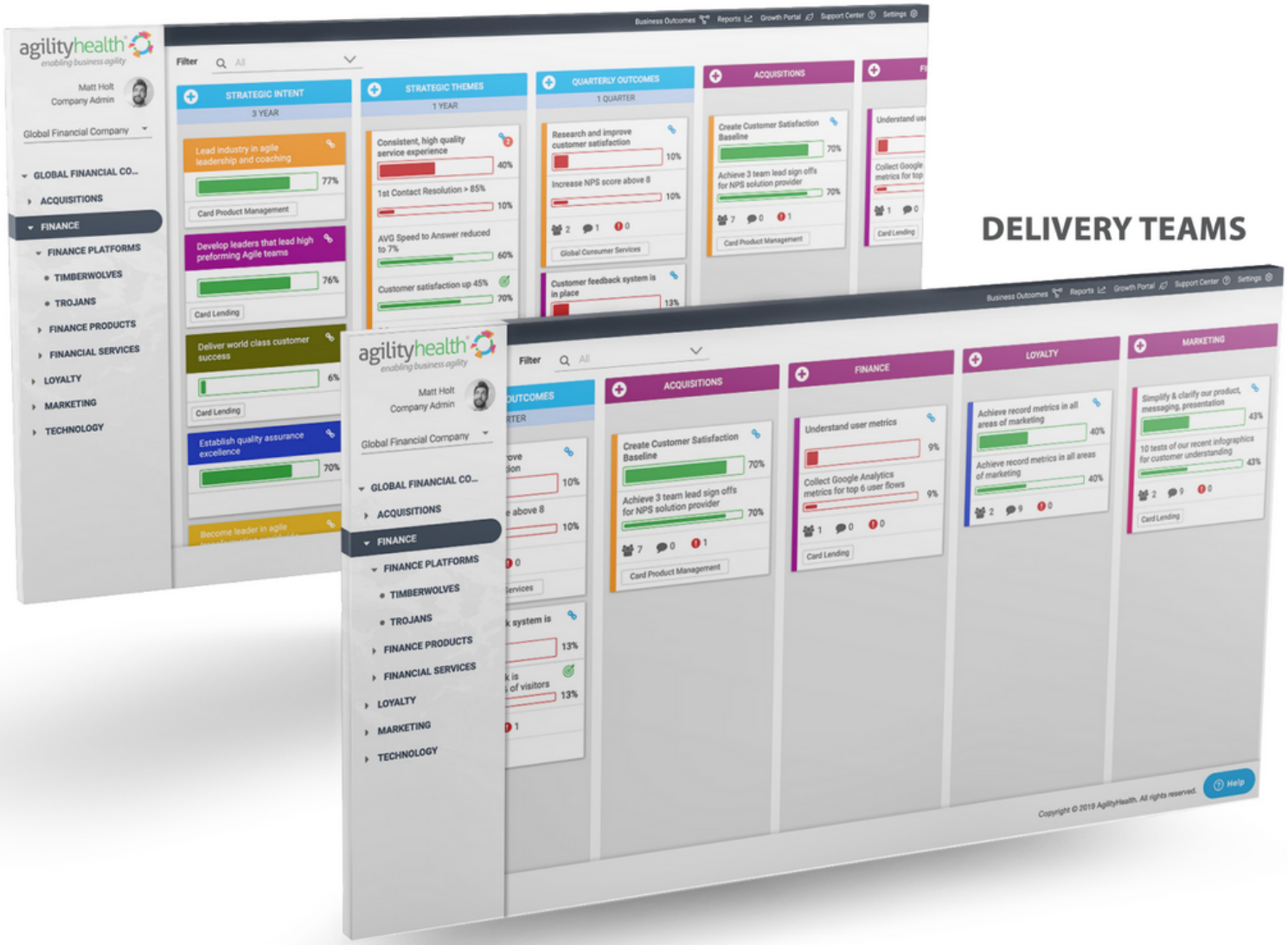
Expand a Key Result to see projects aligned to it

Key Results	Metric	Progress	Start	Target	Stretch Goal	Current	Actions																					
<div style="border: 1px solid #ccc; padding: 5px;"> <table border="1"> <thead> <tr> <th>Project Name</th> <th>Team Name</th> <th>Start</th> <th>Target</th> <th>Current</th> <th>Progress</th> <th>Action</th> </tr> </thead> <tbody> <tr> <td>Increase customer retention by 15%</td> <td>Avengers</td> <td>34</td> <td>100</td> <td>50</td> <td><div style="width: 50%;"></div></td> <td>:</td> </tr> <tr> <td>Highlight positive customer experience</td> <td>Don's and Diva's Team</td> <td>8</td> <td>23</td> <td>0</td> <td><div style="width: 0%;"></div></td> <td>:</td> </tr> </tbody> </table> </div>	Project Name	Team Name	Start	Target	Current	Progress	Action	Increase customer retention by 15%	Avengers	34	100	50	<div style="width: 50%;"></div>	:	Highlight positive customer experience	Don's and Diva's Team	8	23	0	<div style="width: 0%;"></div>	:	Customer Retention	<div style="width: 73%;"></div>	# 0	# 45	# 40	# 40	:
Project Name	Team Name	Start	Target	Current	Progress	Action																						
Increase customer retention by 15%	Avengers	34	100	50	<div style="width: 50%;"></div>	:																						
Highlight positive customer experience	Don's and Diva's Team	8	23	0	<div style="width: 0%;"></div>	:																						
✓ Increase single call resolutions by 30%	Call Resolution	<div style="width: 73%;"></div>	# 0	# 45	# 40	# 40	:																					

AgilityHealth® Outcomes/OKR Dashboard

Align teams to strategic outcomes at every level

DEMAND COLUMNS



Contact Us

For more information please contact us at info@agilityhealthradar.com to schedule a demo and speak with an expert